




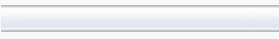


2016




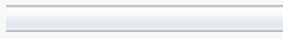




1 []

	2070	 29.34%
	4986	 70.66%
	7056	

2 []

	2901	 41.11%
	2649	 37.54%
	1191	 16.88%
	315	 4.46%
	7056	

3 []

	1530	 21.68%
	311	 4.41%
	475	 6.73%
	219	 3.1%
	1383	 19.6%
	643	 9.11%
	560	 7.94%
	523	 7.41%

	111	1.57%
	265	3.76%
	276	3.91%
	158	2.24%
	222	3.15%
	119	1.69%
	261	3.7%
	7056	

1

[]

	196	2.78%
	1032	14.63%
	4061	57.55%
	1571	22.26%
	196	2.78%
	7056	

2

[

3

[]

	70	0.99%
	335	4.75%
	3301	46.78%
	3012	42.69%
	338	4.79%
	7056	

4

[]

	52	0.74%
	205	2.91%
	2549	36.13%
	3709	52.57%
	541	7.67%
	7056	

5

[]

	199	2.82%
	735	10.42%
	3683	52.2%
	2199	31.16%
	240	3.4%
	7056	

6 []



	122	1.73%
	427	6.05%
	2707	38.36%
	3163	44.83%
	637	9.03%
	7056	

7 ()
[]




	343	4.86%
	1170	16.58%
	3074	43.57%
	2146	30.41%
	323	4.58%
	7056	

8 []

	164	2.32%
	748	10.6%
	3684	52.21%
	2184	30.95%










	3416	 48.41%
	2393	 33.91%
	303	 4.29%
	7056	






15

[]

	160	 2.27%
	586	 8.3%
	3375	 47.83%
	2621	 37.15%
	314	 4.45%
	7056	

16

[]

	110	 1.56%
	403	 5.71%
	2701	 38.28%
	3129	 44.35%
	713	 10.1%
	7056	